

PA Envirothon Oral Component Video Guide

This guide was created to help teams prepare for and submit their PA Envirothon oral component videos. In addition to this guide, teams should review the Pennsylvania Envirothon Rules and Regulations-2024 addendum.

Important Information for 2024 PA Envirothon

Scenario and score sheet will be released on **May 3, 2024**.

Presentations are due **May 13, 2024 by 9 am**.

2024 Current Issue-Renewable Energy for a Sustainable Future

Important Reminders

- Students should not wear any clothing with their county or school name or logo for the presentation or the Q&A Session. They should also not say in their presentation what school or county they are from. They may introduce themselves using their names.
- Presentations should mimic presenting in front of a live panel of judges. The video should be recorded in one continuous take and saved in mp4 format. The video should be saved as county_2024. For example, Adamscounty_2024. Teams may record multiple takes of the video and submit the best one but should not edit and piece the video together.
 - Presentations should not be any longer than 12 minutes.

This Guide Includes

-How to Develop your presentation

-How to Record your presentation-STEP BY STEP CAMEO Guide

-How to Submit your presentation

-How to Prepare for you live Q&A

How to Develop your Presentation

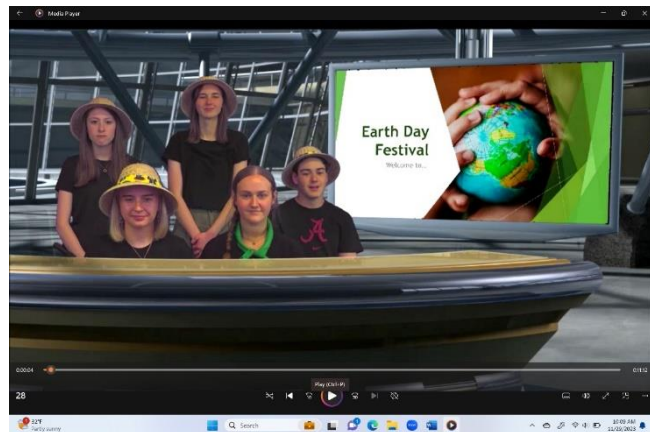
The 2024 Pennsylvania Envirothon will require the use of PowerPoint or Google Slides for the Oral Presentation Component segment of the competition.

- There is a maximum of 20 of slides allowed, and the presentation should be created with the 12-minute time limit in mind. When preparing the presentation, teams should review the scenario and take care to ensure that their solution is clear and concise.
- Team-created graphics and photos are allowed in the presentation.
- Other photos and graphics may also be included (not team-created) but must be used only in accordance with each photo's associated usage rights. Each non-original photo MUST be cited appropriately to avoid copyright infringement.
- All team members must participate in the creation of the presentation and participate in/speak during the presentation recording.
- Please refer to the PA Envirothon website for additional learning enhancement videos & tips.

How to Record your Presentation- Teams should record their presentation as if they are presenting to a live panel of judges. Teams should submit one continuous take of their presentation. No video editing is allowed.

For more information, please review the Oral component rules on pages 5 and 6.

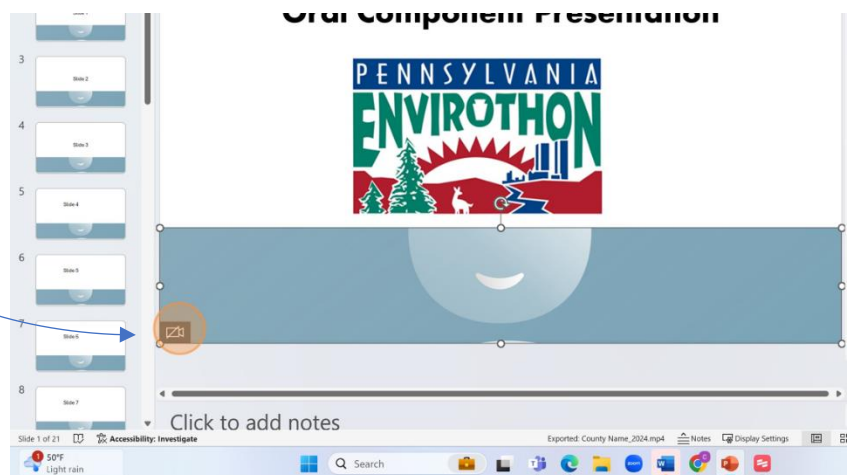
Here are two examples of how teams created their video presentations. We've also included template for your powerpoint, [step by step instructions](#) and a video example using the cameo feature on PowerPoint.



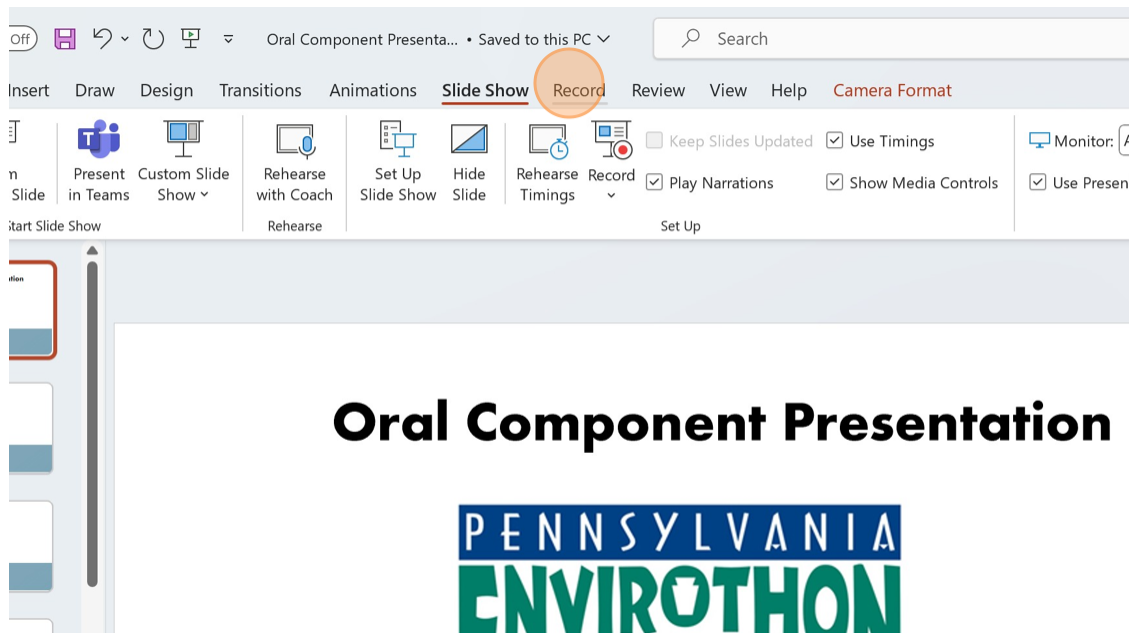
Recording your OC Video using cameo and PowerPoint Recording

To Begin First-Open the PowerPoint Template found on Oral Component Page of the Pennsylvania Envirothon Website then follow the step by step guide as follows.

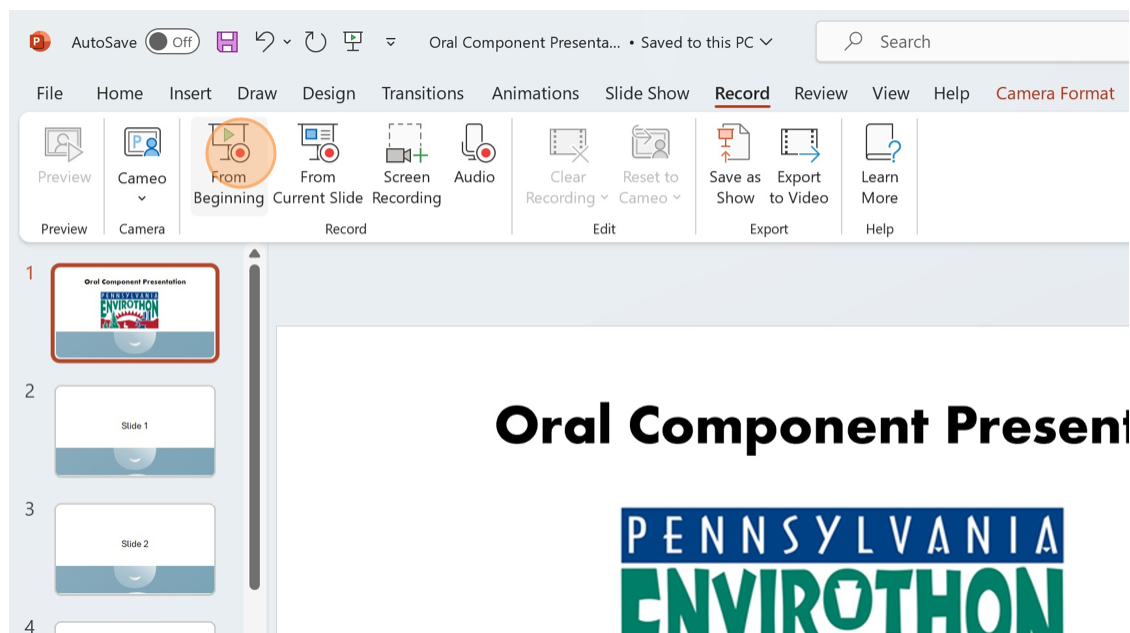
1. Click here to turn on your camera and get your team set up in the video frame.




2. At the top of your PowerPoint screen Click "Record"



3. Click "From Beginning..." this will not start the recording




4. Click "PowerPoint Record Slide Show View " Click the red button when you are ready to start recording. It will give you a 3 second countdown and then start.



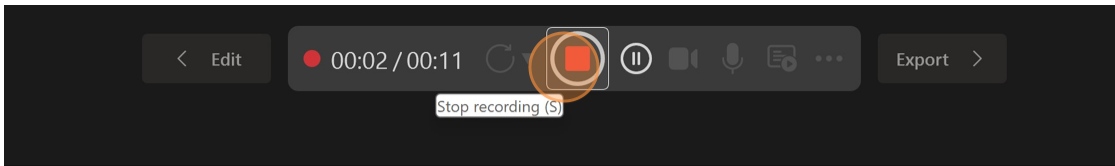
Oral Component Presentation



5. To advance your slides use the arrows at the bottom of your screen or click through your presentation.

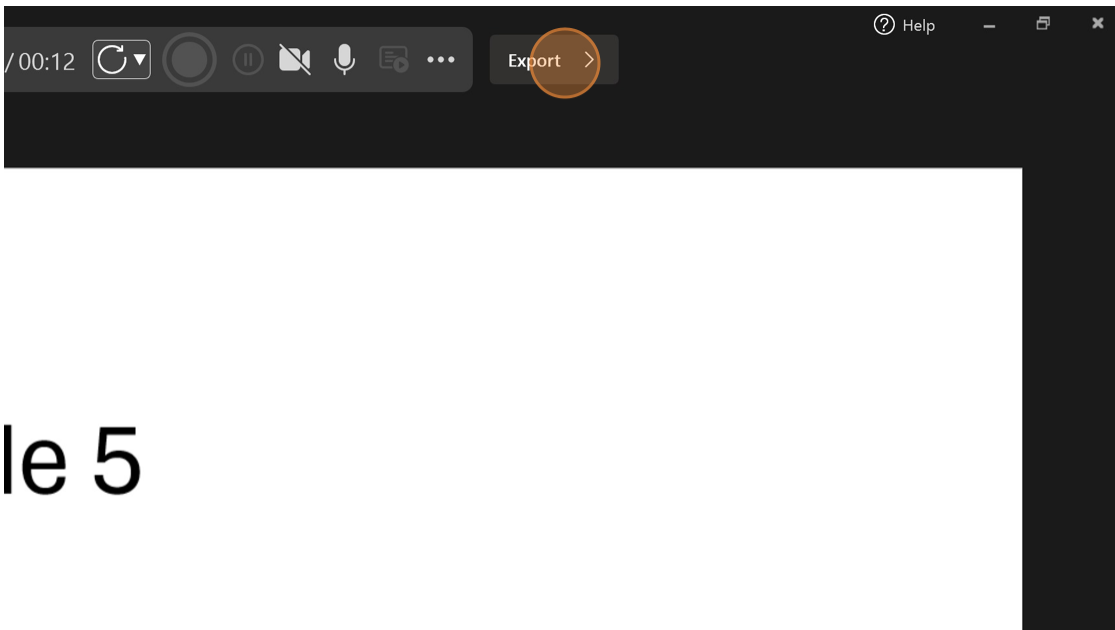


6. When you finished recording click the red button to stop recording.



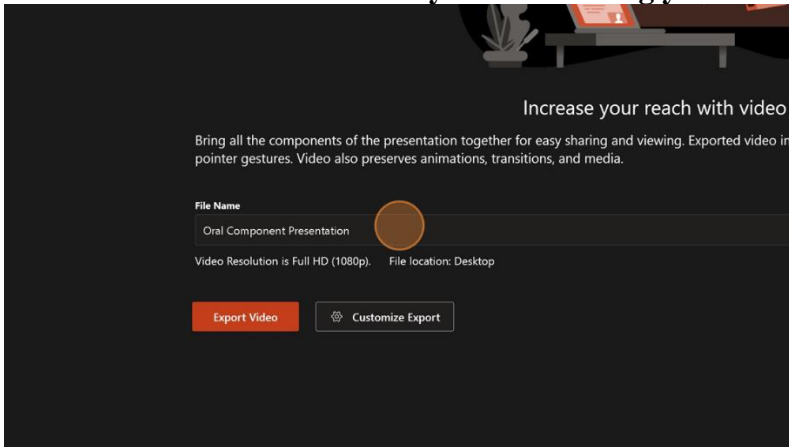
Slide 5

7. Click Export Video

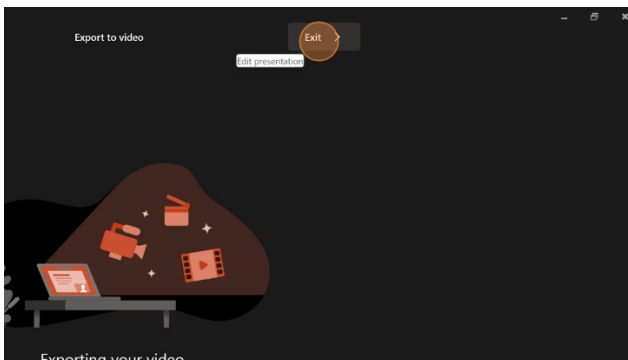


le 5

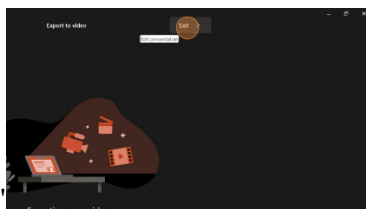
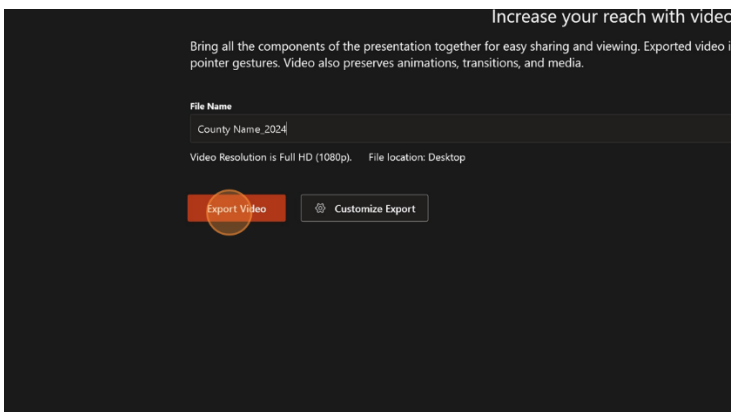
8. Click "Filename" and name your video using your county name_2024



9. Click Export Video



[Made with Scribe](#)



10. Click "Exit"

How to Submit your presentation- The presentation must be saved in MP4. Presentations will be viewed on computers with Windows you're your video saves in another format, try using a mp4 converter like this one- <https://cloudconvert.com/m4v-converter>.

Please remember to watch your final recording before submitting to make sure the video quality is right and the sound works on the playback.

After you ensure that your video is saved and the quality and sound are working properly-submit to PA Envirothon using this link-

<https://www.dropbox.com/request/EFq8qClbzigTm6gDCSk6M>

If you are unable to use this link-please reach out to execdirector@envirothonpa.org or call (570)837-3000.

How to Prepare for your Live Q&A- Teams should make their best effort to be all together during their assigned oral component slot. See below for some Zoom tips to ensure both your audio and video are working for the oral component. Here is a short video [Zoom Audio and Video Basics \(youtube.com\)](#) covering the basics of Zoom and some additional guidelines can be found below.